

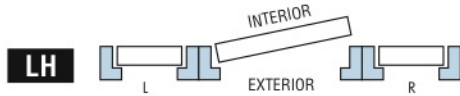


# Special Order Form Pre-Hung / Pre-Finish

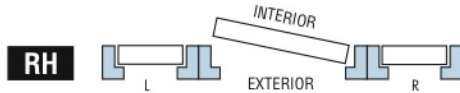
Tel: 800-368-7850 • Fax: 562-927-1717

## INSWING CONFIGURATIONS:

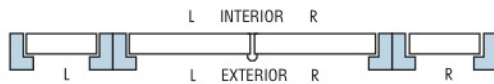
- SINGLE DOOR
- With BOTH SL
- With LEFT SL only
- With RIGHT SL only



- SINGLE DOOR
- With BOTH SL
- With LEFT SL only
- With RIGHT SL only




- DOUBLE DOOR
- With BOTH SL
- ACTIVE DOOR:**
- LEFT
- RIGHT

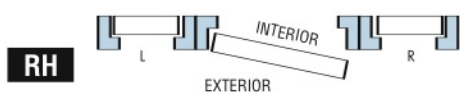


## OUTSWING CONFIGURATIONS:

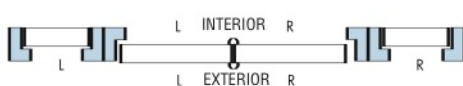
- SINGLE DOOR
- With BOTH SL
- With LEFT SL only
- With RIGHT SL only



- SINGLE DOOR
- With BOTH SL
- With LEFT SL only
- With RIGHT SL only



- DOUBLE DOOR
- With BOTH SL
- ACTIVE DOOR:**
- LEFT
- RIGHT



## Customer Information:

DATE: \_\_\_\_\_ P.O. #: \_\_\_\_\_

CONTACT: \_\_\_\_\_

COMPANY: \_\_\_\_\_

TEL: ( ) \_\_\_\_\_

FAX: ( ) \_\_\_\_\_

CITY: \_\_\_\_\_

STATE: \_\_\_\_\_ ZIP: \_\_\_\_\_

SIGNED BY: \_\_\_\_\_

## MODEL NUMBERS:

Door: \_\_\_\_\_ Size: \_\_\_\_\_

Sidelights: \_\_\_\_\_ Size: \_\_\_\_\_

Transom: \_\_\_\_\_ Size: \_\_\_\_\_

Net Frame Size: \_\_\_\_\_  
(Unless specified will build to Escon standard sizes)

**JAMBS:**  4 9/16"  5 1/4"  Special: \_\_\_\_\_

**Q-LON WEATHER STRIP:**  Bronze  White

## HINGE COLOR:

Oil Rubbed Bronze  Brass  Satin Nickel

## HINGE TYPE:

Standard  Ball Bearing

## SILLS:

- Aluminum Adjustable
- Composite Adjustable (Inswing/Outswing)
- Solid Oak Sill 7 1/4" x 1 1/4"
- Oak / Aluminum Adjustable
- ADA Handicap (Bronze only)

**DOOR SHOES:** Coordinating Color To Match Sills


## T-ASTRAGAL WITH FLUSH BOLTS:

Wood  Aluminum (Recommended on Outswing)

## SILL - SHOES - ASTRAGAL COLORS: (CHECK ONE)



Satin Nickel



Bright Gold



Dark Bronze

**BORE (Active):**  Single  Double

**BORE (Inactive):**  Single  Double

**MORTISE POCKET:** (Baldwin® only)

**MULTI-POINT LOCK:**  3 Point Lock (Active door only)

5 Point Lock (Active door only)

Inactive Dummy

Satin Nickel  Dark Brown  Bright Brass

**INTERIOR CASINGS:** (Loose Pieces, Not Mitered)

C10 - 5/8" x 2 1/4" (Mahogany Oak, Alder, Spanish Walnut)

C11 - 5/8" x 3 1/4" (Mahogany Only)

**EXTERIOR BRICKMOLDS:** (Loose Pieces, Not Mitered)

M15 - 1 1/4" x 2" (Available in Mahogany and Oak)

## PRE-FINISHING:

**Available Stains:** (Circle One)

**Available Paint Finishes:**

(Fiberglass doors only)



LIGHT  
(Oak Only)



MED.



DARK



RED



MOORISH  
TEAK



WHITE

# \_\_\_\_\_

SHERWIN WILLIAMS  
COLOR CODE NO.

**AVAILABLE SHEENS:**  SATIN  SEMI-GLOSS

**PET DOOR:**  Large  Medium  Cat: (Smooth Fiberglass only)

## SPECIAL INSTRUCTIONS:

\*Special orders are non-cancelable

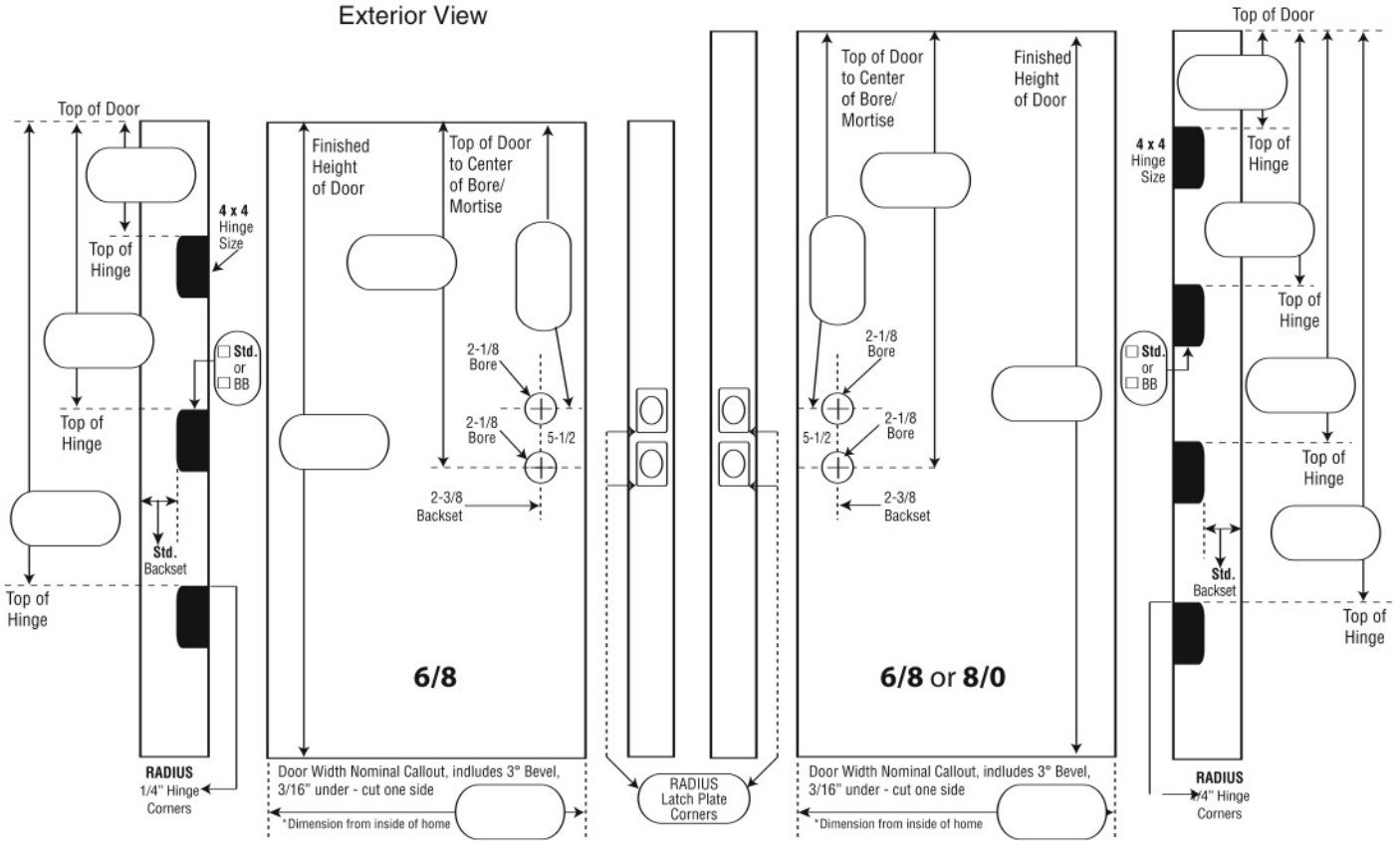
# PREFITTING ORDER FORM

Date: \_\_\_\_\_ PO# \_\_\_\_\_

Company: \_\_\_\_\_

Tel: \_\_\_\_\_ FAX: \_\_\_\_\_

Ordered by: \_\_\_\_\_



## Standard Pre-Hung Net Frame Sizes

### Width Dimensions / Configurations - Wood Doors Only

#### Single Door

#### Single Door 1 Sidelight

#### Single Door 2 Sidelights

#### Double Door 2 Sidelights

Size	N.F.D.
30"	31-1/2"
32"	33-1/2"
36"	37-1/2"
42"	43-1/2"

Size	N.F.D.
30"/12"	45"
32"/12"	47"
36"/12"	51"
42"/12"	57"

Size	N.F.D.
30"/12"	58-1/2"
32"/12"	60-1/2"
36"/12"	64-1/2"
42"/12"	70-1/2"

Size	N.F.D.
30"/12"	88-1/2"
32"/12"	92-1/2"
36"/12"	100-1/2"

Size	N.F.D.
30"/14"	47"
32"/14"	49"
36"/14"	53"
42"/14"	59"

Size	N.F.D.
30"/14"	62-1/2"
32"/14"	64-1/2"
36"/14"	68-1/2"
42"/14"	74-1/2"

Size	N.F.D.
30"/14"	92-1/2"
32"/14"	96-1/2"
36"/14"	104-1/2"

#### Double Doors

Size	N.F.D.
30"/30"	61-1/2"
32"/32"	65-1/2"
36"/36"	73-1/2"

Size	N.F.D.
30"/16"	49"
32"/16"	51"
36"/16"	55"
42"/16"	61"

Size	N.F.D.
30"/16"	66-1/2"
32"/16"	68-1/2"
36"/16"	72-1/2"
42"/16"	78-1/2"

Size	N.F.D.
30"/16"	96-1/2"
32"/16"	100-1/2"
36"/16"	108-1/2"

Net Height for 6/8 = 81-1/2"

Net Height for 8/0 = 97-1/2"

For rough opening add 1/2" to your width and Height



7222 E. Gage Ave., Commerce, CA 90040-3813

**Tel: 800-368-7850 • Fax: 562-927-1717**

e-mail: [sales@escondoor.com](mailto:sales@escondoor.com)